

## LET'S LEARN



### 1

1 오늘 공부할 소리와 단어를 잘 듣고, 큰 소리로 따라 말해 보세요.

## ai

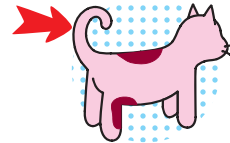
m ai l



r ai n



t ai l



## ay

d ay



h ay



s ay





2

1 잘 듣고, 들려주는 순서대로 그림에 번호를 써 보세요.

1

\_\_\_\_\_

2

\_\_\_\_\_

3


2 잘 듣고, 알맞은 알파벳에 동그라미 한 후 선으로 연결 하세요.

1	r	ai	n	☆	☆	
	f	ay	m			
2	m	ay	n	☆	☆	
	n	ai	l			
3	s	ay		☆	☆	
	p	ai				
4	h	ai		☆	☆	
	m	ay				

# DO IT YOURSELF

1 그림에 해당하는 것을 찾아 ✓ 표 하고, 단어를 완성해 보세요.


1



ay  
 ai

h \_\_\_\_\_

2



ay  
 ai

m \_\_\_\_\_ l

3



ay  
 ai

r \_\_\_\_\_ n


4



ay  
 ai

s \_\_\_\_\_

5



ay  
 ai

t \_\_\_\_\_ l

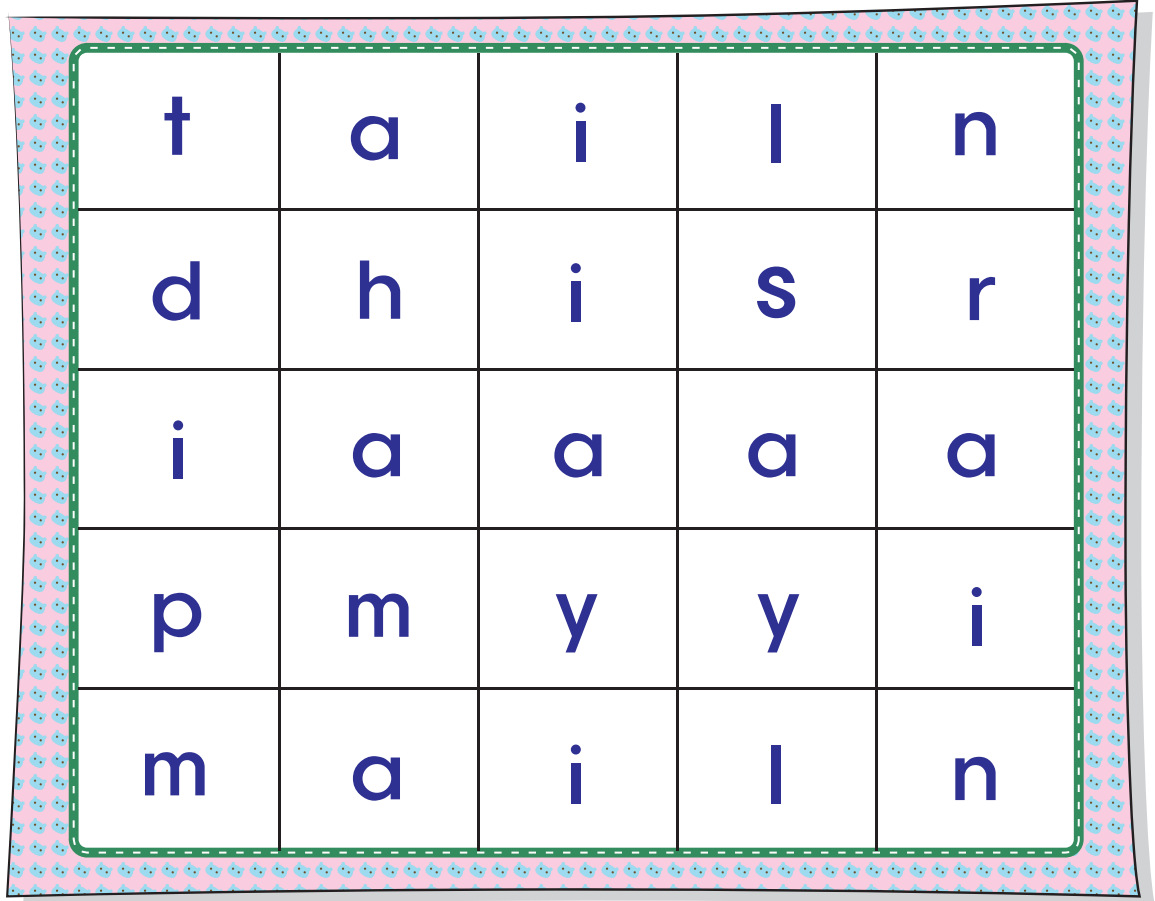
6



ay  
 ai

d \_\_\_\_\_

2 그림에 해당하는 단어를 퍼즐에서 찾아 동그라미 한 뒤, 빈칸에 써 보세요.



1




\_\_\_\_\_

2




\_\_\_\_\_

3



\_\_\_\_\_

4




\_\_\_\_\_

5



\_\_\_\_\_

6



\_\_\_\_\_

## LET'S LEARN



W4D2

1

1 오늘 공부할 소리와 단어를 잘 듣고, 큰 소리로 따라 말해 보세요.

### ea

s ea l



r ea d



l ea f



### ee


j ee p



s ee d



p ee l





2

1 잘 듣고, 들려주는 순서대로 그림에 번호를 써 보세요.

1

\_\_\_\_\_

\_\_\_\_\_

\_\_\_\_\_

2

\_\_\_\_\_

\_\_\_\_\_

\_\_\_\_\_

3

2 잘 듣고, 알맞은 알파벳에 동그라미 한 후 선으로 연결 하세요.

1	s	ee	l	★	★	
	r	ea	m			
2	l	ee	t	★	★	
	n	ea	f			
3	p	ee	k	★	★	
	f	ea	l			
4	j	ee	p	★	★	
	g	ea	b			


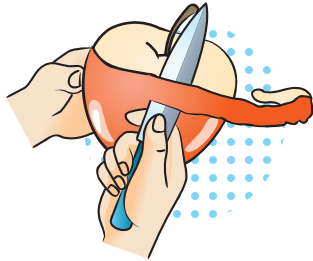
# DO IT YOURSELF

1 그림에 해당하는 것을 찾아 ✓ 표하고, 단어를 완성해 보세요.

ea



ee

1





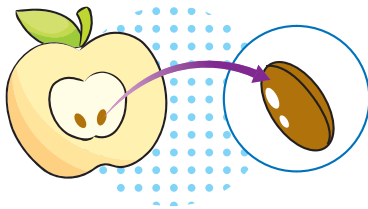
p \_ \_ l

2




l \_ \_ f

3




s \_ \_ d

4





r \_ \_ d

5



s \_ \_ l


6




j \_ \_ p




2 빈칸에 알맞은 알파벳을 쓰고, 미로에서 해당 단어를 찾아 동그라미 하세요.




\_\_\_\_\_



\_\_\_\_\_




\_\_\_\_\_



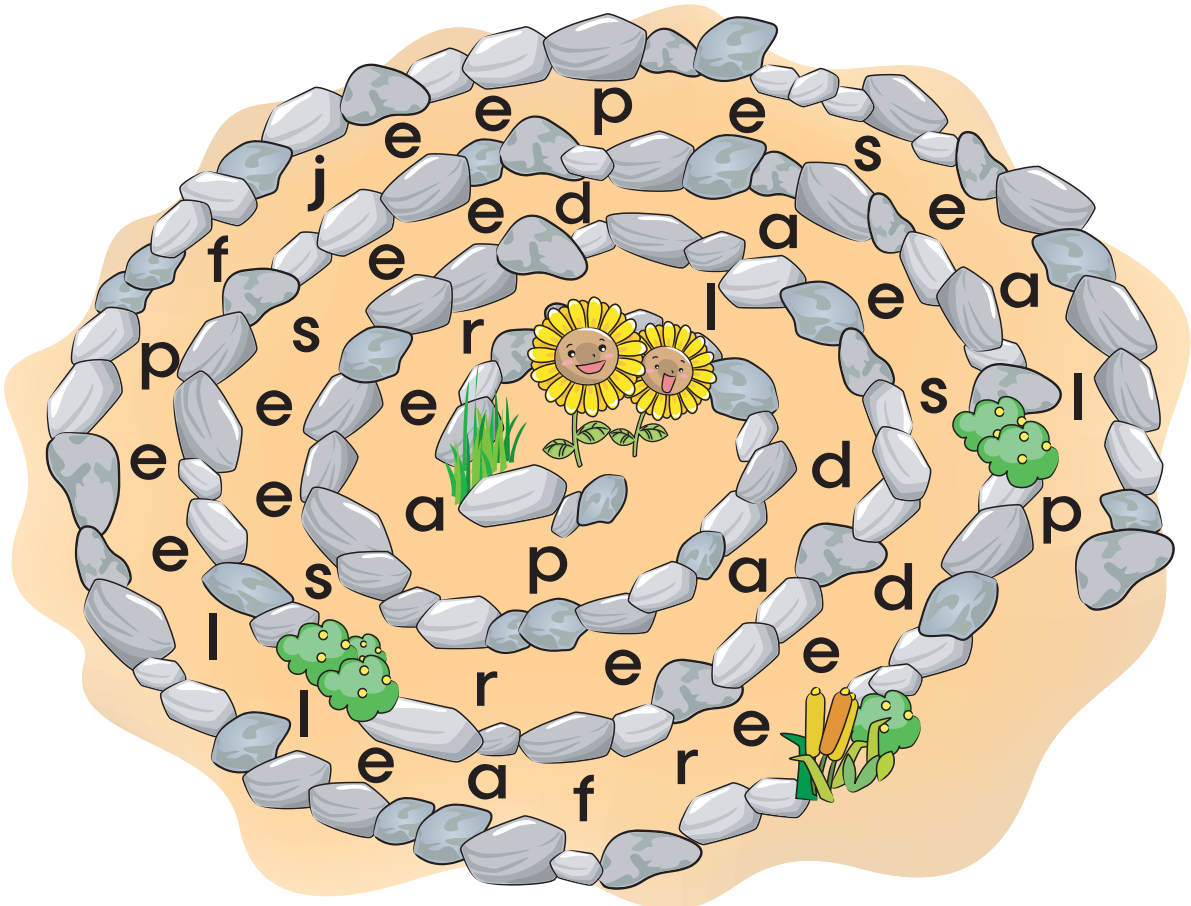
\_\_\_\_\_



\_\_\_\_\_



\_\_\_\_\_





## LET'S LEARN



W4D3

1

1 오늘 공부할 소리와 단어를 잘 듣고, 큰 소리로 따라 말해 보세요.

### ie

t

ie



p

ie



d

ie



### y

sk

y




cr

y



fl

y








2




1 잘 듣고, 들려주는 순서대로 그림에 번호를 써 보세요.

1

\_\_\_\_\_





2

\_\_\_\_\_

3

2 잘 듣고, 알맞은 알파벳에 동그라미 한 후 선으로 연결 하세요.

1	t	y	★	★	
	p	ie			
2	sk	y	★	★	
	cr	ie			
3	s	ie	★	★	
	d	y			
4	cr	ie	★	★	
	fl	y			

# DO IT YOURSELF

1 그림에 해당하는 것을 찾아 ✓ 표 하고, 단어를 완성해 보세요.


1



ie  
 y

sk\_\_\_\_\_


2



ie  
 y

cr\_\_\_\_\_


3



ie  
 y

d\_\_\_\_\_


4



ie  
 y

p\_\_\_\_\_


5



ie  
 y

fl\_\_\_\_\_

6




ie  
 y

t\_\_\_\_\_

2 그림에 해당하는 단어를 퍼즐에서 찾아 동그라미 한 뒤, 빈칸에 써 보세요.


m	t	i	e	c
p	f	i	p	r
s	b	l	e	y
k	u	i	y	c
y	p	d	i	e

1




\_\_\_\_\_

2



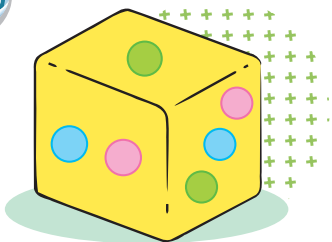
\_\_\_\_\_

3



\_\_\_\_\_

4



\_\_\_\_\_

5



\_\_\_\_\_

6



\_\_\_\_\_

LET'S LEARN   W4D4

1

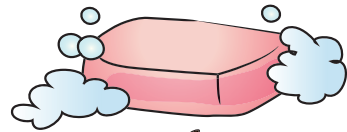
1 오늘 공부할 소리와 단어를 잘 듣고, 큰 소리로 따라 말해 보세요.

oa

c oa t



s oa p

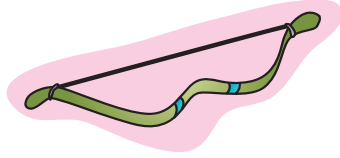


g oa t



ow

b ow



cr ow



sn ow





2

1 잘 듣고, 들려주는 순서대로 그림에 번호를 써 보세요.

1

2

3

2 잘 듣고, 알맞은 알파벳에 동그라미 한 후 선으로 연결 하세요.

1	c	oa	t	★	★	
	s	ow	p			
2	b	ow		★	★	
	p	oa				
3	g	oa	l	★	★	
	j	ow	t			
4	cr	oa		★	★	
	sn	ow				

# DO IT YOURSELF

1 그림에 해당하는 것을 찾아 ✓하고, 단어를 완성해 보세요.

ow

oa

1





cr\_\_\_\_\_

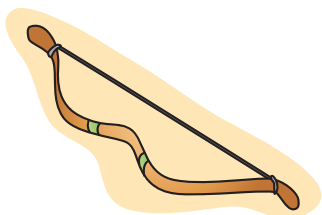
2





c\_\_\_\_\_t

3





b\_\_\_\_\_

4





sn\_\_\_\_\_


5





g\_\_\_\_\_t

6





s\_\_\_\_\_p



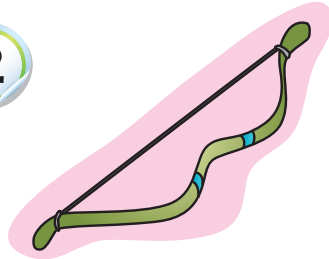
2 빈칸에 알맞은 단어를 쓰고, 미로에서 해당 단어를 찾아 동그라미 하세요.

1



\_\_\_\_\_

2



\_\_\_\_\_

3



\_\_\_\_\_

4




\_\_\_\_\_

5

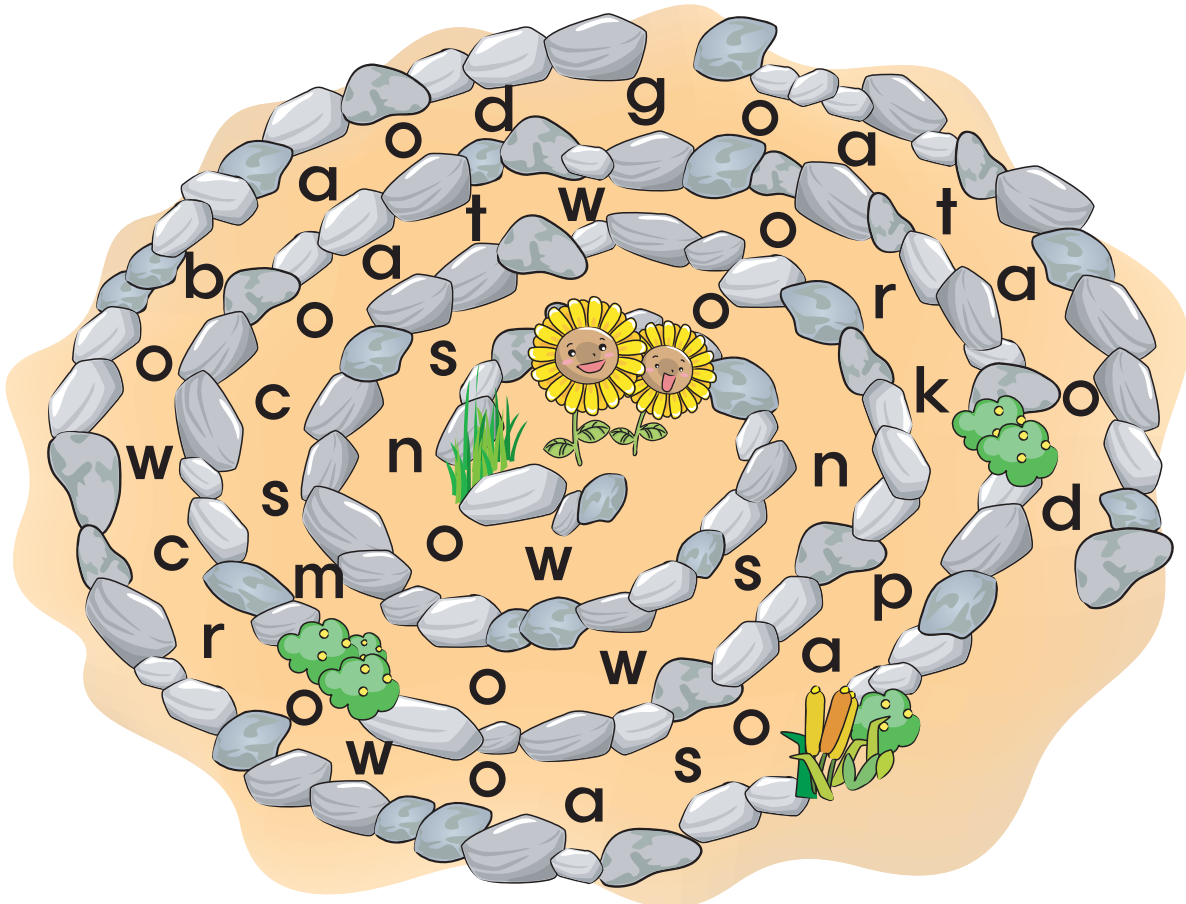


\_\_\_\_\_

6



\_\_\_\_\_



## CHECK UP

W4D5

1

1 잘 듣고, 들려주는 단어를 찾아 그림에 동그라미 하세요.


1. -ai-   2. -ay   3. -ea-   4. -ee-  
5. -ie-   6. -y   7. -oa-   8. -ow



2 잘 듣고, 큰 소리로 따라 읽은 후 빈칸에 알맞은 단어를 써 보세요.

 Seal! Let's **run** in the **rain**!  
 Sorry. I want to make a **pie**.

 Goat! Let's walk in the **snow**!  
 Sorry. I want to **read**.



 Fox! Let's **fly** in the **sky**!  
 Um... But I can't **fly**.

① Let's \_\_\_\_\_ in the \_\_\_\_\_.

② Let's walk in the \_\_\_\_\_.



③ Let's fly in the \_\_\_\_\_.

 Let's chant!

## LET'S WRITE

1 문장을 큰 소리로 읽고, 아래 그림에 해당하는 문장의 번호를 빈칸에 써 보세요.

- ① A seal is in the jeep.
- ② A goat put on the coat.
- ③ Let's walk in the snow.
- ④ Sorry. I want to read.
- ⑤ Crow in the hay.
- ⑥ Um...But you can't fly.





2 그림을 보고, 퍼즐을 풀어 보세요.



		1 2			5		
3 4				6			7
			8				
		9			10		
				11			
12 13			14				
		15					